

BUILT ENVIRONMENT AND ACTIVE NWT COMMUNITIES CHECKLIST

Category	Elements	Assessment	Yes	No	Somewhat	Action Items	Resources
Buildings	Locations	Are major public buildings centrally located, or easy to walk to from residential areas?					Figure 9
	Access	Are there barrier free ramps up to the main entrance doors of all major community buildings?					If there are not ramps, consider encouraging building owners to make improvements, watch for Funding Sources. Figure 13
		Are there automated door openers on all major community buildings?					
		Is vehicle parking kept away from the main entrance so that pedestrians can get there safely?					Is there designated disability parking? Figure 13
	Washroom Facilities	Are there enough public washrooms in the community?					If there are not enough, consider working with owners of public buildings to identify public washrooms.
	Activities Supported	Are there public gathering spaces where large community events can be held?					Provide a sample of physical policies. Photo 11
		Are there bike racks at all community buildings? Is there bike storage for employees?					Work with District Education Authority or School Board. Photo 2, 5
		Are there places for active indoor recreation that are accessible to the public?					
							16

Category	Elements	Assessment	Yes	No	Somewhat	Action Items	Resources
Buildings	Activities Supported	Are there places where community groups can meet?					
	Environment	Are vehicles kept away from air intakes so that exhaust is not drawn into the building? Is there a requirement to turn the vehicle off?					Anti - Idling By-Law, Figure 15, see sample in Appendix
		Are community buildings energy efficient, so that they minimize impacts on the environment?					Energy Alliance (AEA) http://aea.nt.ca/
	Landscaping	Are paved surfaces minimized so that surface run-off can be absorbed back into the ground? Is it part of your storm water system?					Figure 7
		Is vegetation maintained on site (trees, grasses or other local ground cover) because it helps contribute to clean air and proper drainage?					
	Outdoor Lighting	Are there lights on the exterior of all public buildings that are bright enough to contribute to the feeling of safety in the community but are not so bright that they disturb nearby residents?					Energy Alliance (AEA) they can provide support: http://aea.nt.ca/ - Energy Efficiency - On Timers
	Planning	Do you have accessibility clauses in your Community Plan or Zoning Bylaws?					See Community Plan & Zoning Bylaw Clauses Chapter



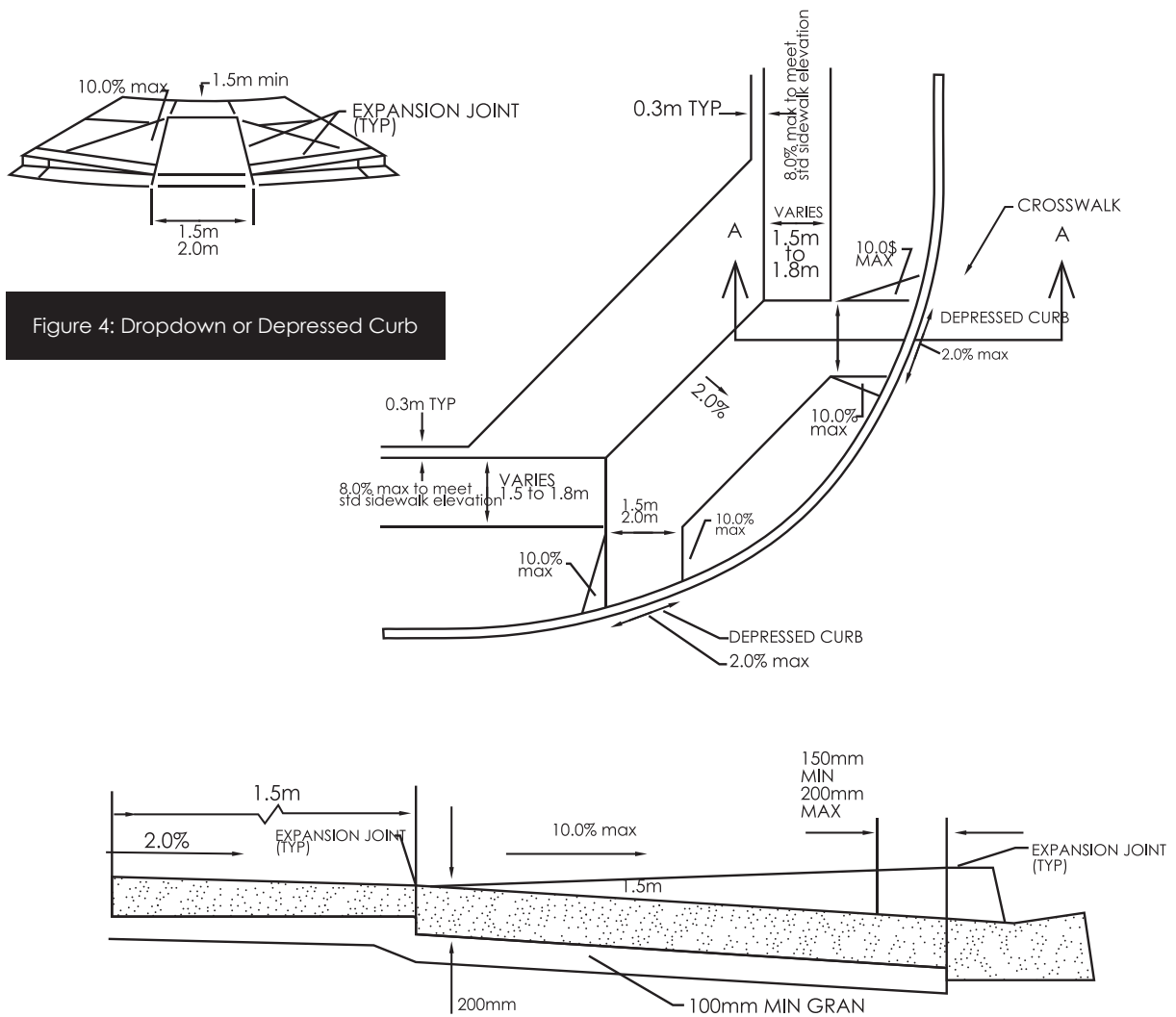
Photo 2: Bike Racks



Photo 5: Express Lollipop Model



Photo 11: Community Feast






Figure 7: Corduroy Trail Showing Space for Drainage Channels

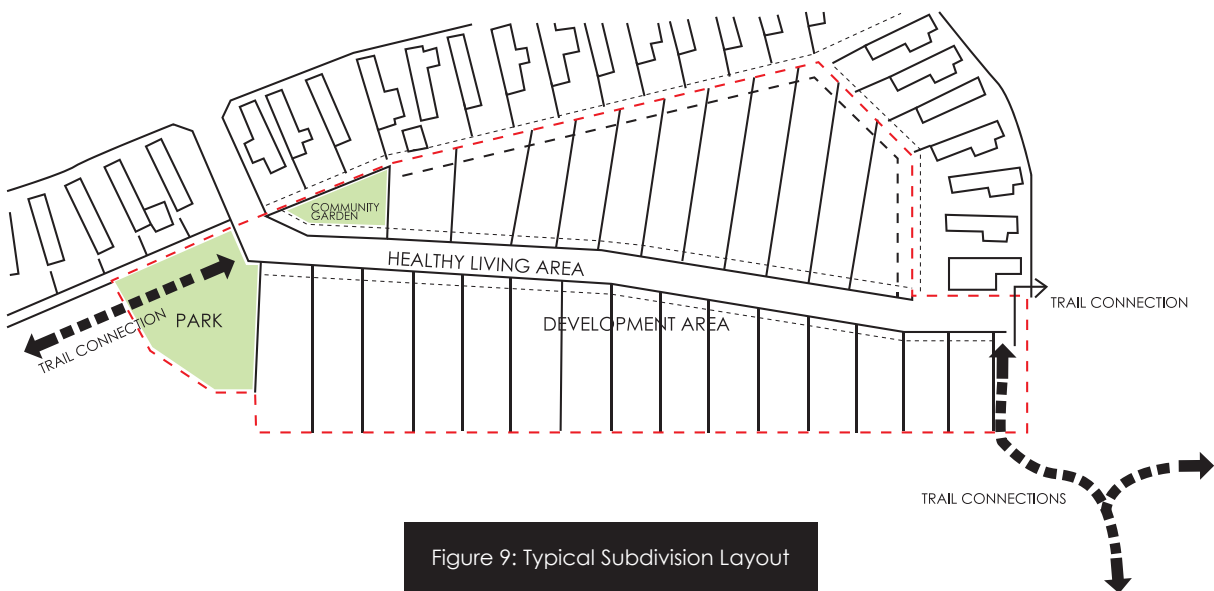


Figure 9: Typical Subdivision Layout



Figure 11: Pedestrian Crossing Sign




Figure 12: Bike Crossing




Figure 13: Wheelchair Parking




Figure 15: No Idle Zone