

BUILT ENVIRONMENT AND ACTIVE NWT COMMUNITIES CHECKLIST

Category	Elements	Assessment	Yes	No	Somewhat	Action Items	Resources
Trails and Walkways	Availability	Are there pedestrian paths or sidewalks in the main areas of the community?					Cross-Sections Sample Plans in Figure 1, 2, 3, 9
	Maintenance	Are sidewalks & pedestrian paths cleared or packed down after a big snow fall?					Sidewalk Clearing By-Law or Winter Road Maintenance Policy
		Are the trails and walkways (or sidewalks) non-slip?					Sidewalk Clearing By-Law or Winter Road Maintenance Policy
		Are common walking trails and other short-cuts clear or groomed for walking?					Winter Road Maintenance Policy
	Surface and Width	Are trail surfaces able to accommodate different forms of active transportation such as walking or biking?					Cross-Sections Sample Plans in Figure 1, 2, 3 Photo 8
		Are trails and walkways wide enough to accommodate walking and biking?					Cross-Sections Sample Plans in Figure 1, 2, 3, 15
		Are trails covered with grit to reduce the potential for slips and falls in the winter?					Winter Road Maintenance Policy
	Lighting	Are trails and walkways well lit so pedestrians and cyclists can use them during the dark hours?					Figure 3
	Access	Are trails continuous and connected to different areas within the community (i.e. residential areas to important facilities, such as the school, arena, community hall)					Figure 9

Category	Elements	Assessment	Yes	No	Somewhat	Action Items	Resources
Trails and Walkways	Access	Are trails accessible for wheelchairs & strollers?					Figure 4
		Do trails have waste bins/ dog poop bag dispensers?					Photo 1
	Enhancements	Do you have seating for walkers to take a break?					Photo 7, 9, 10
		Do you have spots to sit and enjoy vistas?					Photo 7, 9, 10
		Do you have a fit path with exercise stations?					Photo 3, 6
		Do you have a map of the trails available to the public?					
		Have you explored opportunities to partner with community clubs? (i.e. ski clubs, ski-doo clubs, etc)					
	Planning	Do you have trail & walkway supportive language in your Community Plan or Zoning Bylaws?					See Community Plan & Zoning Bylaw Clauses Chapter



Photo 1: Bags for Dog Waste



Photo 3: Cabinteely (Exercise Equipment at Park)





Photo 6: Fitness Trail



Photo 7: Gazebo



Photo 8: Share the Road Sign



Photo 9: Sycamore Benches



Photo 10: Vista Bench

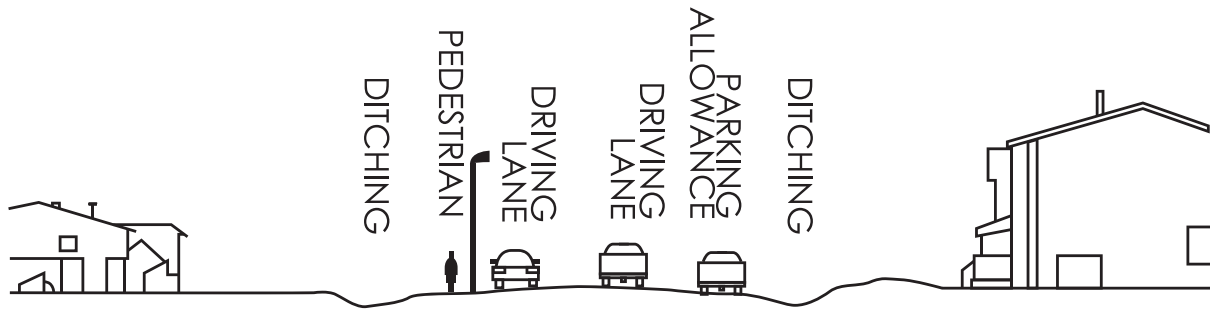


Figure 1: Arterial Road Cross Section with Pedestrian on Shoulder

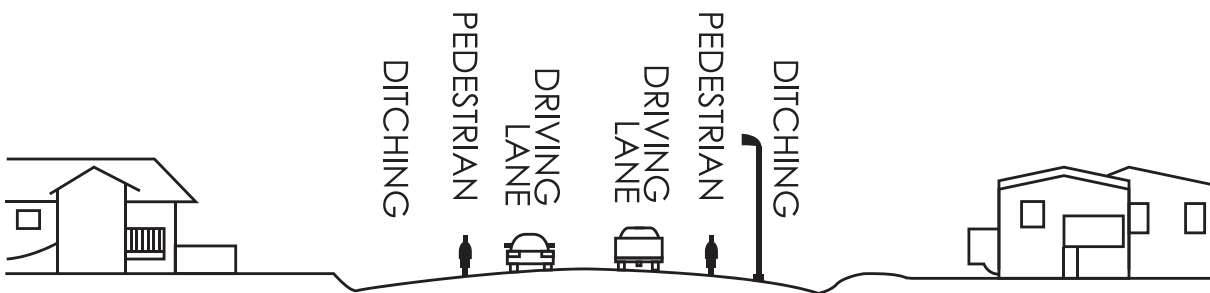


Figure 2: Local Road Cross Section with Pedestrian on Shoulder

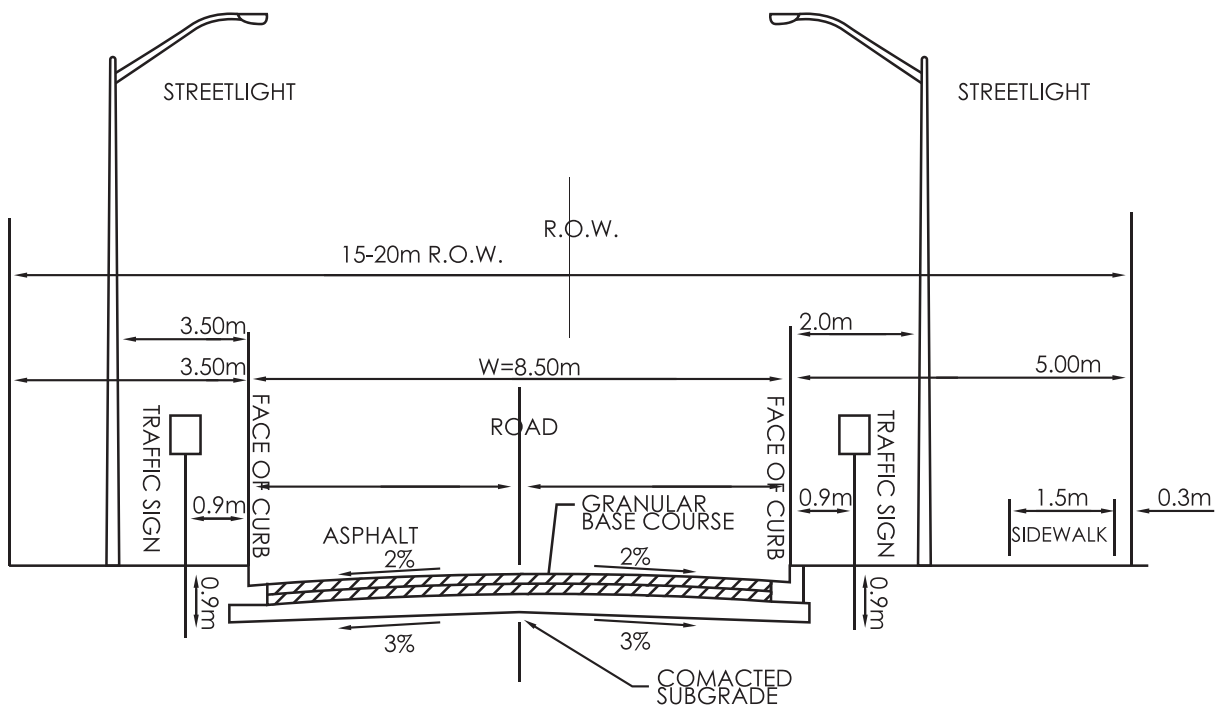


Figure 3: Local Road Cross Section with Separate Sidewalk

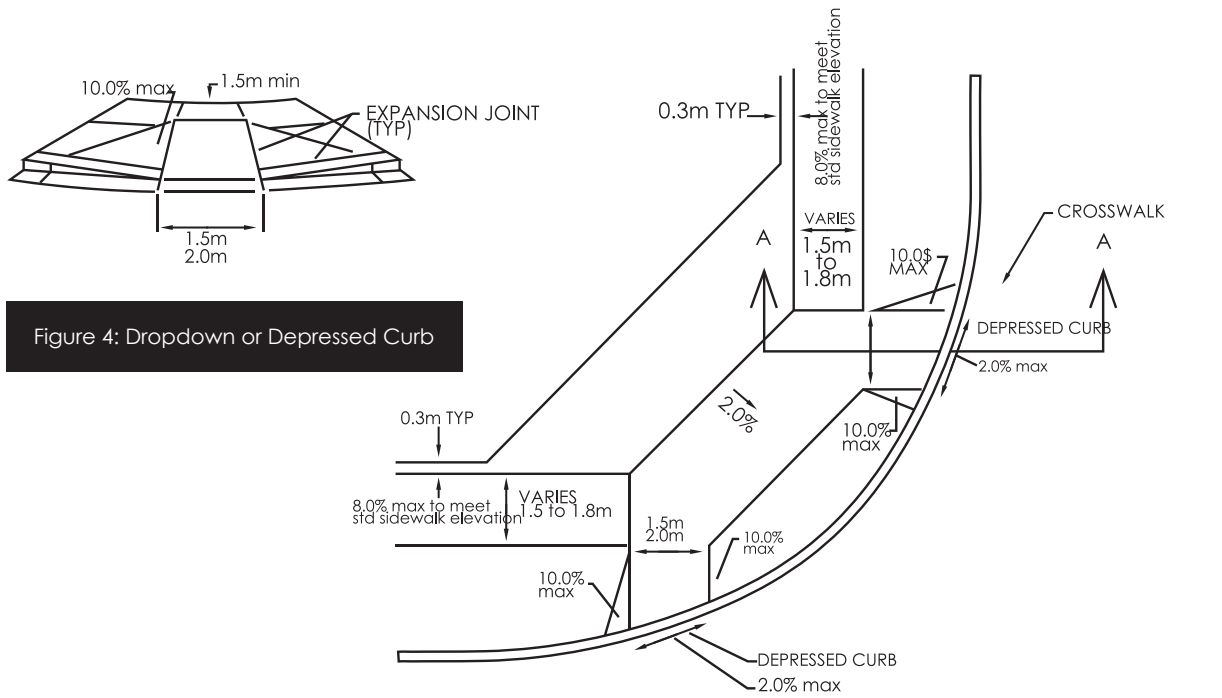


Figure 4: Dropdown or Depressed Curb

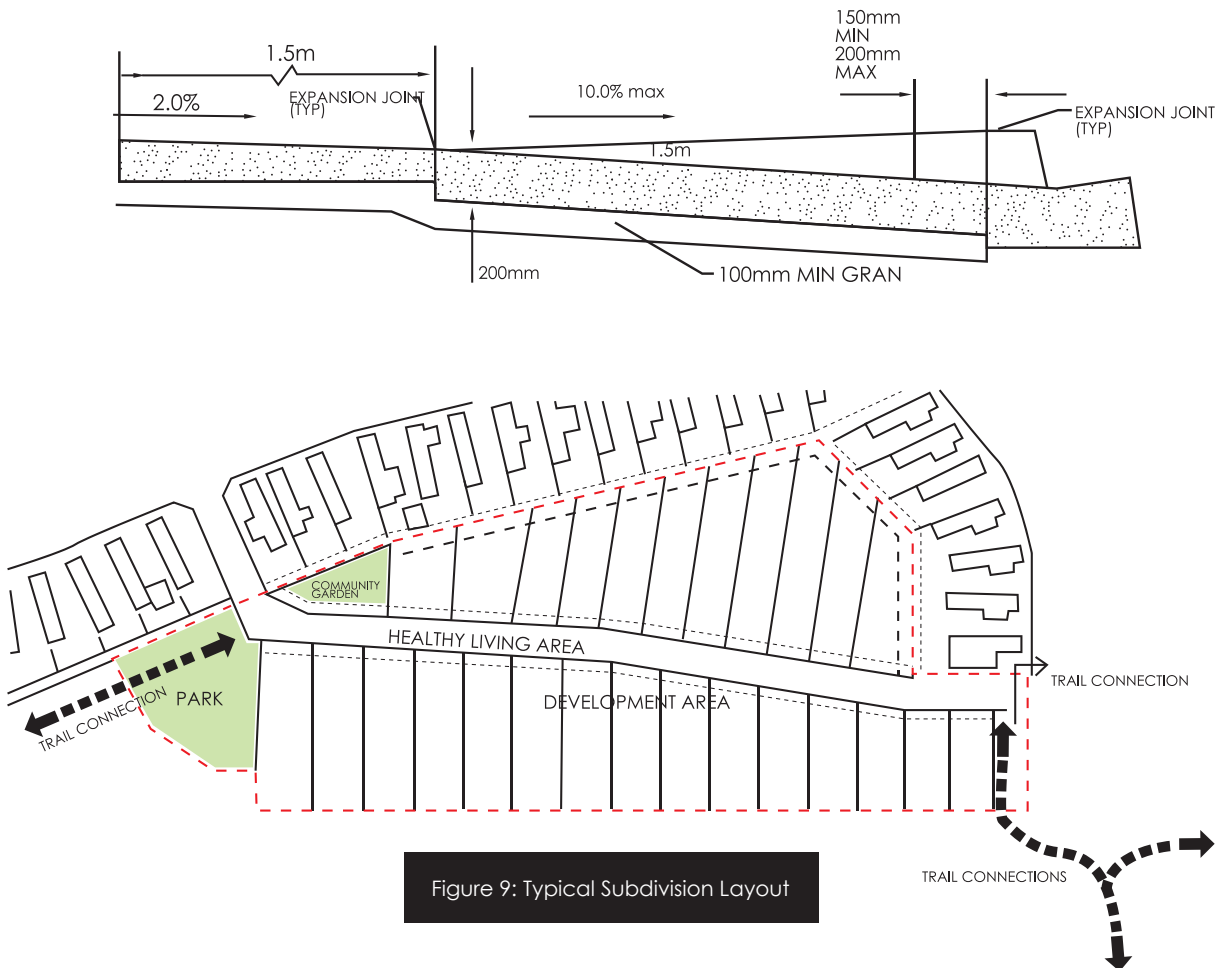


Figure 9: Typical Subdivision Layout




Figure 10: Speed Limit Sign



Figure 11: Pedestrian Crossing Sign



Figure 12: Bike Crossing



Figure 16: Share the Road Sign